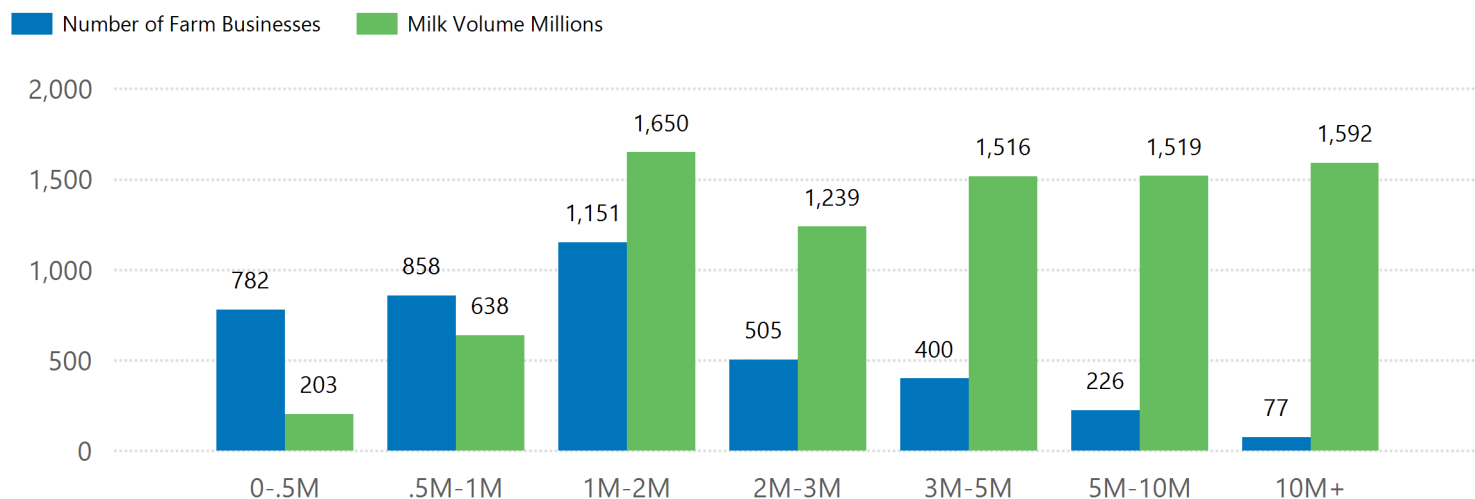


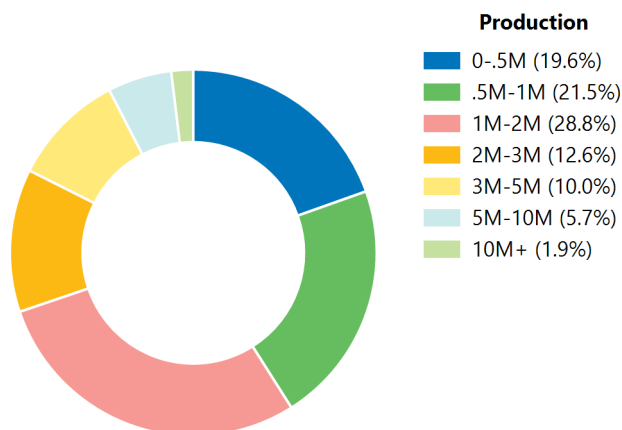
FARM BUSINESS PRODUCTION 2024

AUSTRALIA

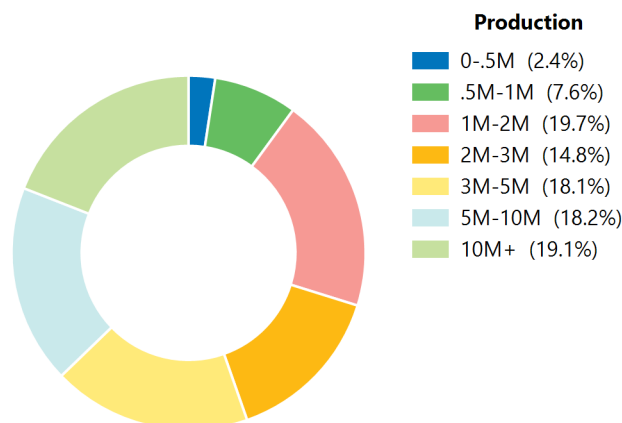
Numer of Farm Businesses/Milk Volume Millions by Production Range



Farm Business Makeup by Production Range



Volume Makeup by Production Range



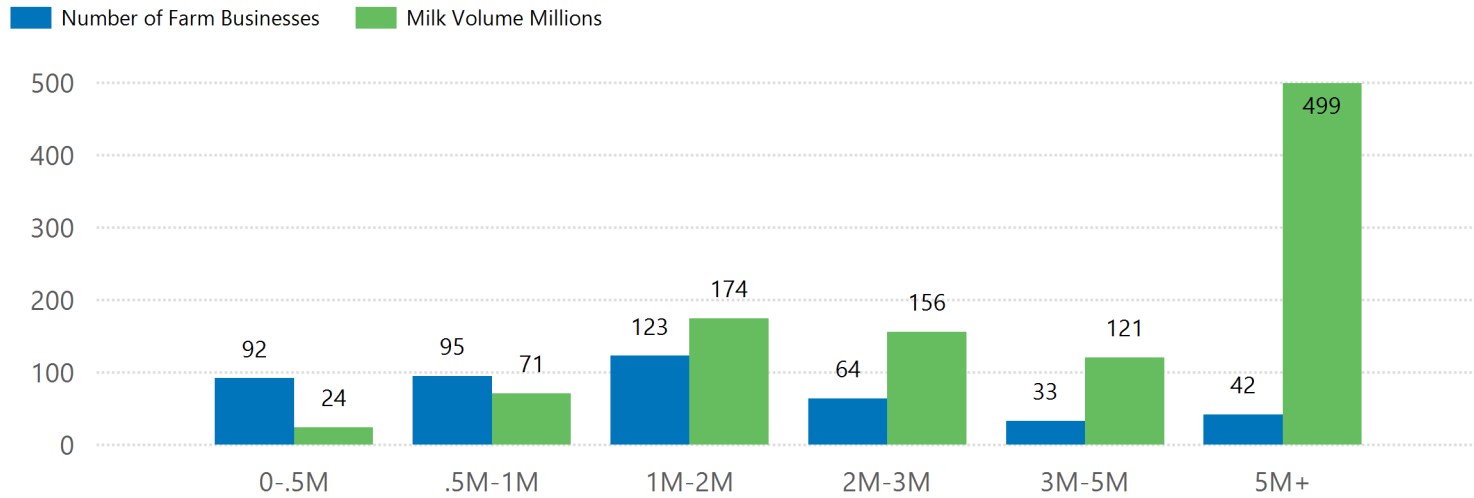
Production	Number of Farm Businesses by Year				
	2020	2021	2022	2023	2024
0-.5M	1,071	937	947	882	782
.5M-1M	1,039	1,009	969	921	858
1M-2M	1,356	1,352	1,285	1,209	1,151
2M-3M	539	564	539	500	505
5M-10M	215	232	237	223	226
3M-5M	407	421	405	398	400
10M+	65	73	62	65	77
Total	4,692	4,588	4,444	4,198	3,999

Production	Milk Volume Millions per Year				
	2020	2021	2022	2023	2024
0-.5M	277	262	256	233	203
.5M-1M	772	751	730	689	638
1M-2M	1,928	1,927	1,844	1,730	1,650
2M-3M	1,317	1,378	1,311	1,223	1,239
5M-10M	1,416	1,517	1,549	1,480	1,519
3M-5M	1,549	1,605	1,535	1,513	1,516
10M+	1,252	1,491	1,329	1,377	1,592
Total	8,510	8,931	8,554	8,245	8,356

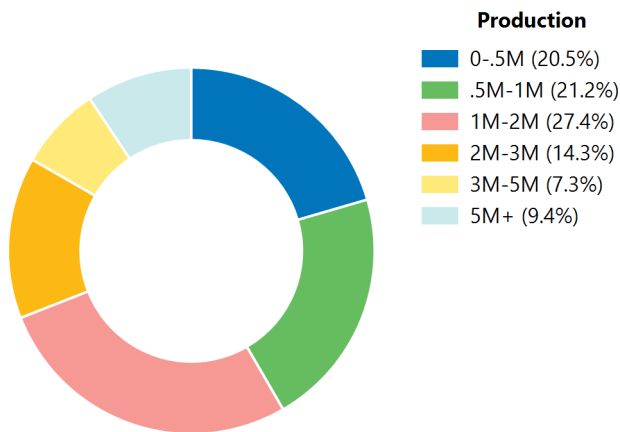
FARM BUSINESS PRODUCTION 2024

NSW

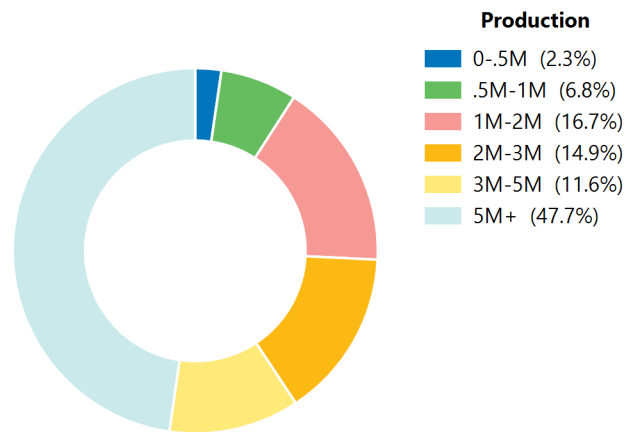
Numer of Farm Businesses/Milk Volume Millions by Production Range



Farm Business Makeup by Production Range



Volume Makeup by Production Range



Production	Number of Farm Businesses by Year				
	2020	2021	2022	2023	2024
0-.5M	123	112	106	100	92
.5M-1M	116	114	110	109	95
1M-2M	138	143	148	130	123
2M-3M	64	65	69	64	64
3M-5M	37	33	28	31	33
5M+	33	46	42	38	42
Total	511	513	503	472	449

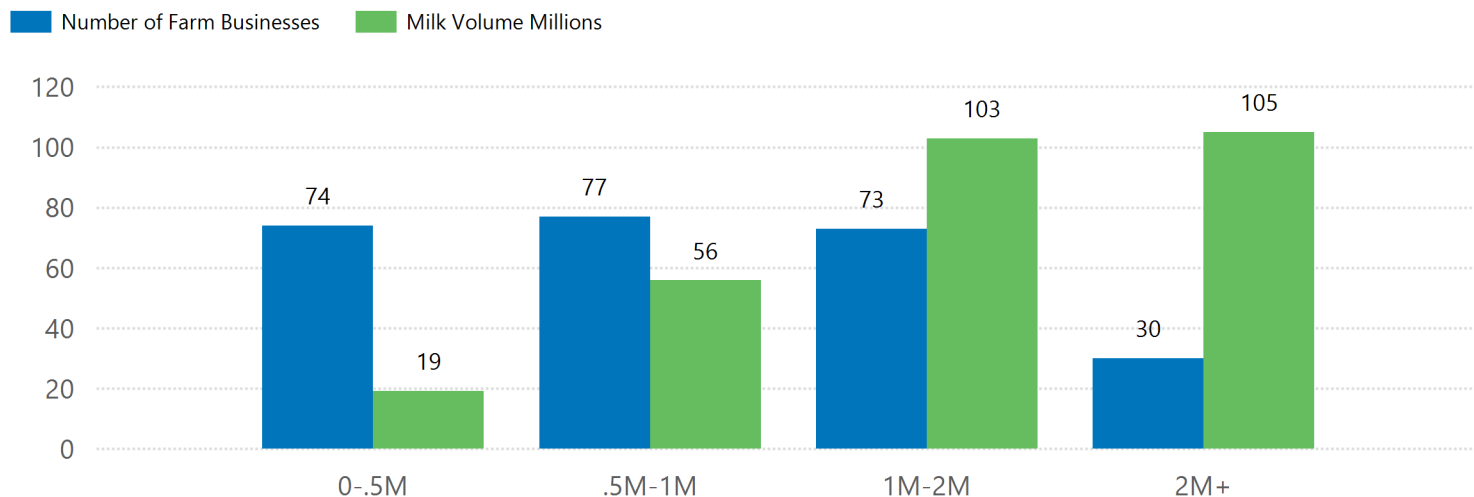
Production	Milk Volume Millions per Year				
	2020	2021	2022	2023	2024
0-.5M	34	34	30	27	24
.5M-1M	86	82	80	82	71
1M-2M	198	203	210	184	174
2M-3M	154	158	170	154	156
3M-5M	145	130	105	119	121
5M+	322	527	441	402	499
Total	939	1,135	1,035	968	1,046

Source: Levies Revenue Services

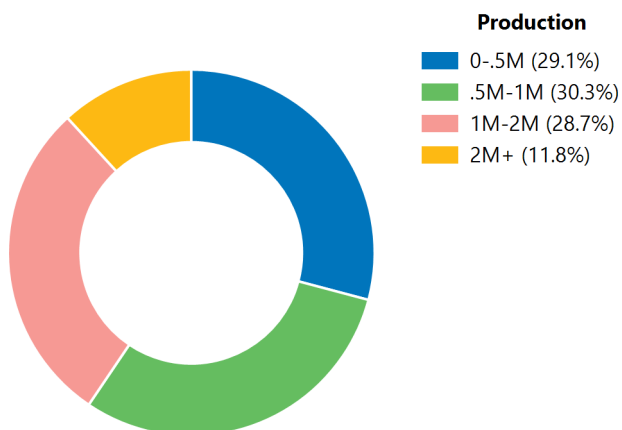
FARM BUSINESS PRODUCTION 2024

QLD

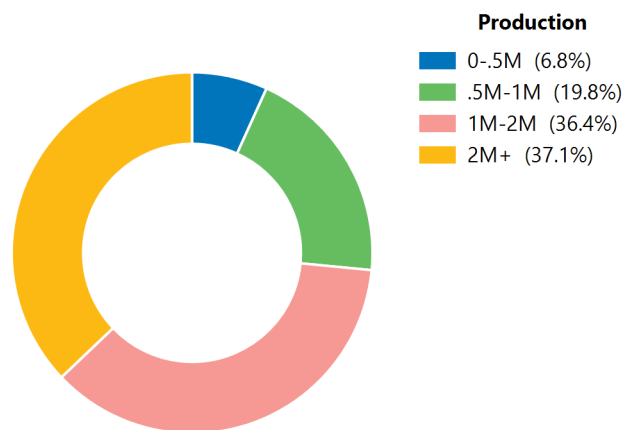
Numer of Farm Businesses/Milk Volume Millions by Production Range



Farm Business Makeup by Production Range



Volume Makeup by Production Range



Production	Number of Farm Businesses by Year				
	2020	2021	2022	2023	2024
0-.5M	121	89	87	81	74
.5M-1M	91	91	84	84	77
1M-2M	75	78	72	67	73
2M+	35	38	38	34	30
Total	322	296	281	266	254

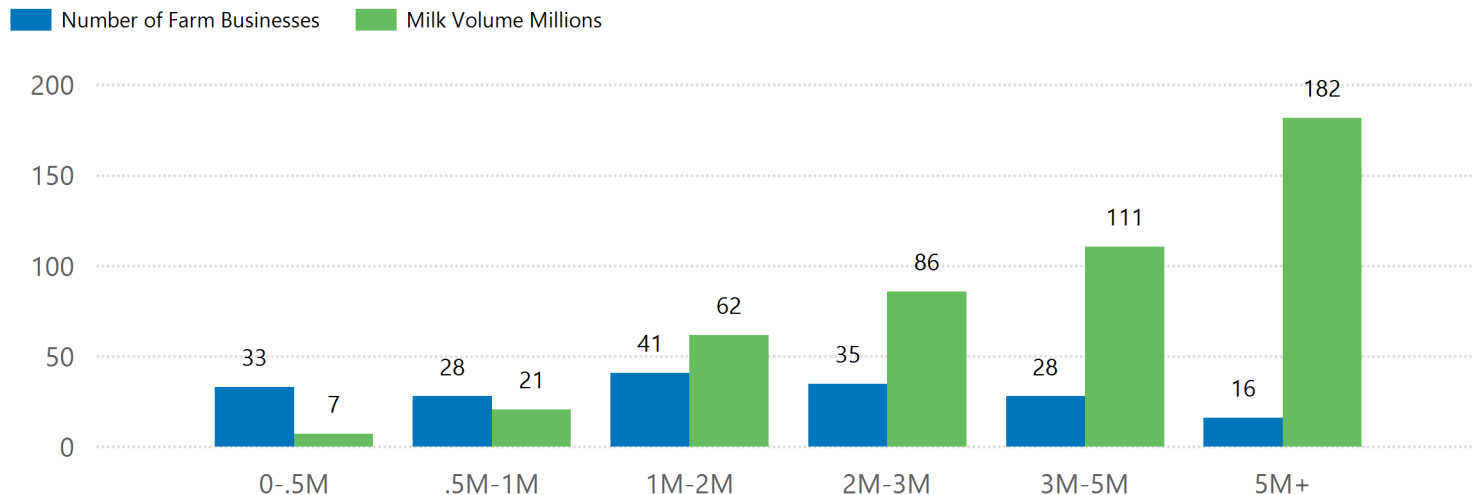
Production	Milk Volume Millions per Year				
	2020	2021	2022	2023	2024
0-.5M	31	25	26	22	19
.5M-1M	68	69	64	62	56
1M-2M	103	108	99	93	103
2M+	108	120	118	109	105
Total	311	322	307	286	283

Source: Levies Revenue Services

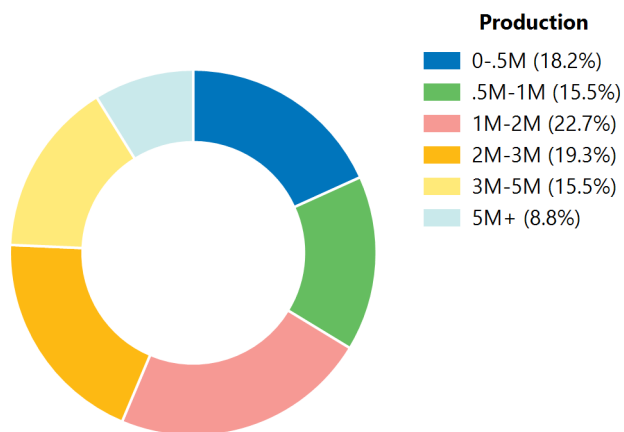
FARM BUSINESS PRODUCTION 2024

SA

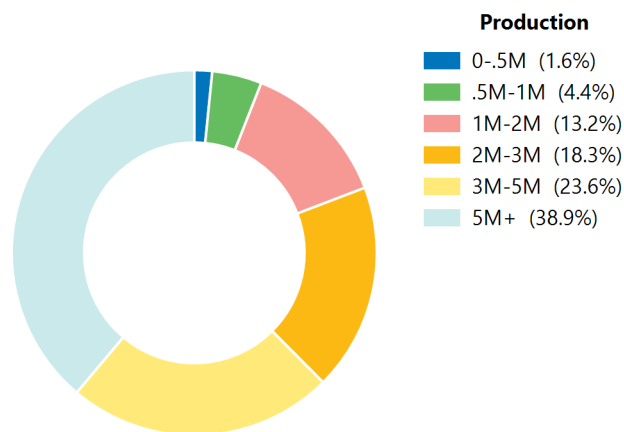
Numer of Farm Businesses/Milk Volume Millions by Production Range



Farm Business Makeup by Production Range



Volume Makeup by Production Range



Production	Number of Farm Businesses by Year				
	2020	2021	2022	2023	2024
0-.5M	42	38	33	33	33
.5M-1M	29	29	25	25	28
1M-2M	57	53	45	41	41
2M-3M	25	34	36	42	35
3M-5M	26	26	26	27	28
5M+	19	18	17	15	16
Total	198	198	182	183	181

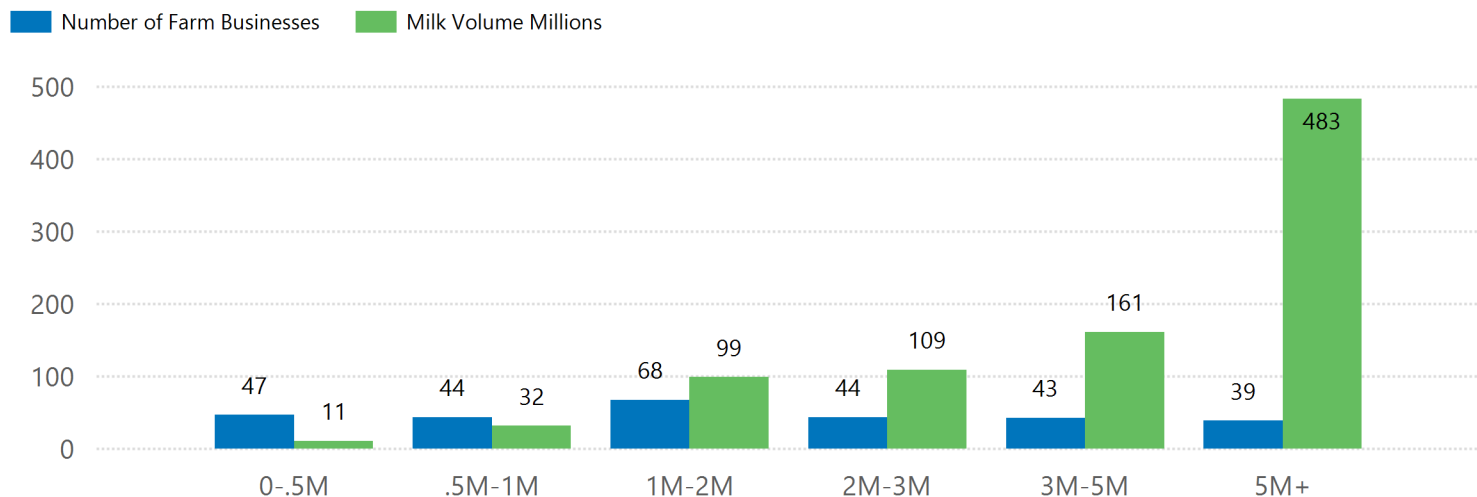
Production	Milk Volume Millions per Year				
	2020	2021	2022	2023	2024
0-.5M	10	10	8	7	7
.5M-1M	22	21	18	18	21
1M-2M	86	79	66	59	62
2M-3M	59	80	87	101	86
3M-5M	99	96	101	106	111
5M+	198	193	192	171	182
Total	474	479	472	462	468

Source: Levies Revenue Services

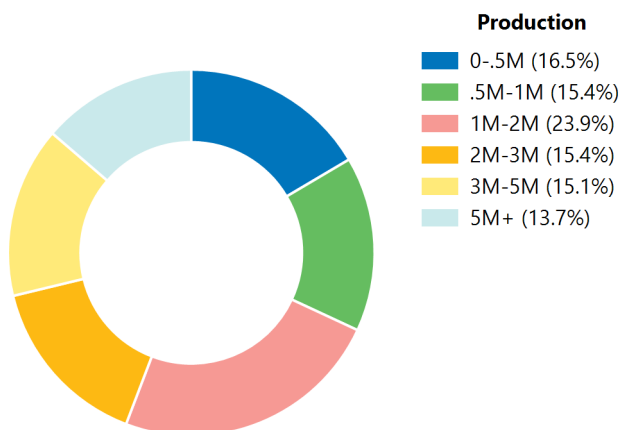
FARM BUSINESS PRODUCTION 2024

TAS

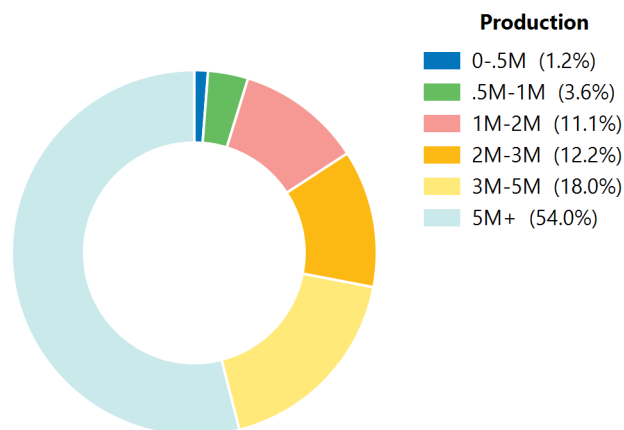
Numer of Farm Businesses/Milk Volume Millions by Production Range



Farm Business Makeup by Production Range



Volume Makeup by Production Range



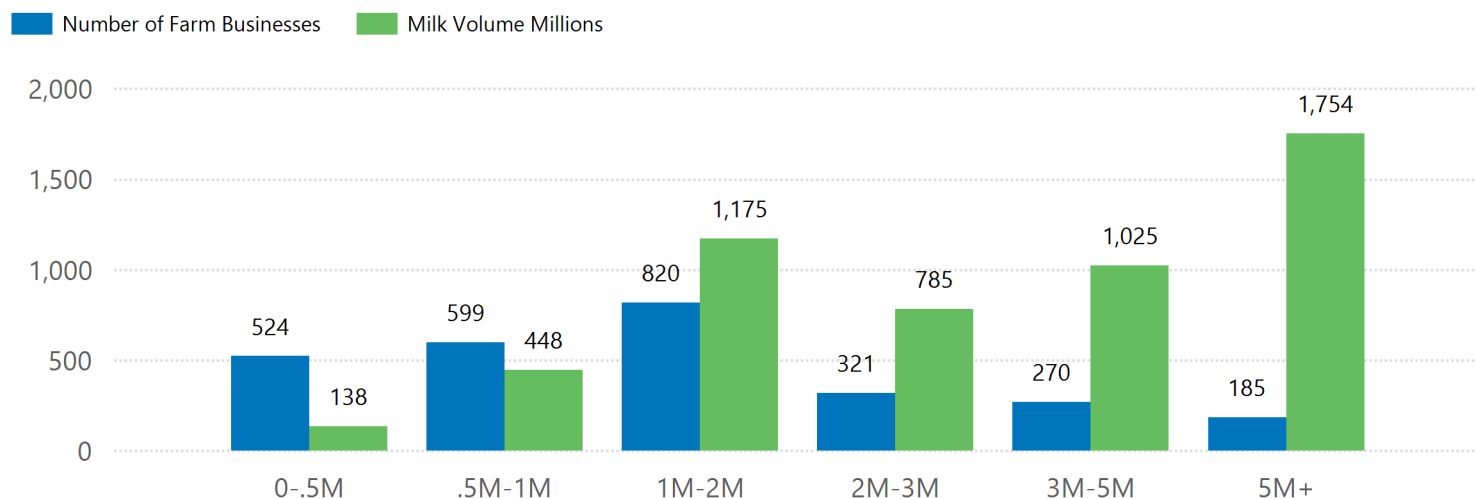
Production	Number of Farm Businesses by Year				
	2020	2021	2022	2023	2024
0-.5M	49	57	54	41	47
.5M-1M	44	46	46	42	44
1M-2M	85	69	74	69	68
2M-3M	54	55	53	51	44
3M-5M	47	54	42	45	43
5M+	39	36	35	39	39
Total	318	317	304	287	285

Production	Milk Volume Millions per Year				
	2020	2021	2022	2023	2024
0-.5M	12	15	14	12	11
.5M-1M	32	36	34	31	32
1M-2M	119	98	109	101	99
2M-3M	134	134	130	126	109
3M-5M	179	204	162	171	161
5M+	483	494	467	491	483
Total	959	983	917	933	896

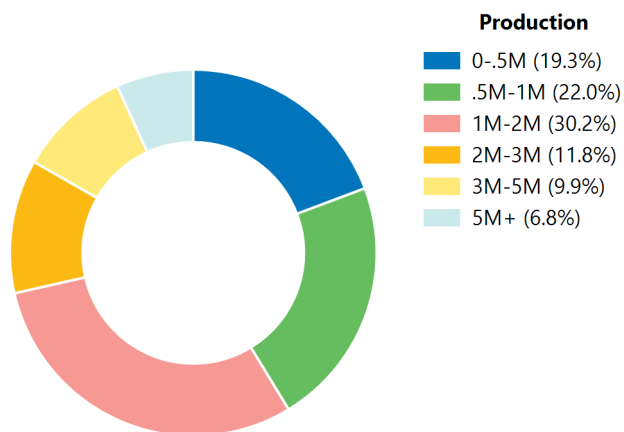
FARM BUSINESS PRODUCTION 2024

VIC

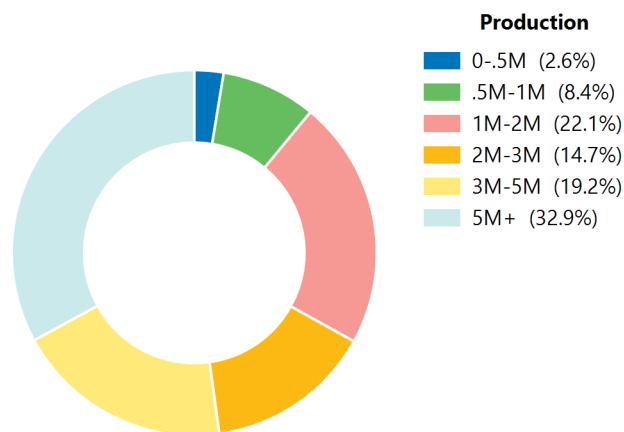
Numer of Farm Businesses/Milk Volume Millions by Production Range



Farm Business Makeup by Production Range



Volume Makeup by Production Range



Production	Number of Farm Businesses by Year				
	2020	2021	2022	2023	2024
0-.5M	722	629	656	617	524
.5M-1M	737	710	684	644	599
1M-2M	964	970	910	870	820
2M-3M	346	367	341	302	321
3M-5M	273	279	279	269	270
5M+	170	184	184	174	185
Total	3,212	3,139	3,054	2,876	2,719

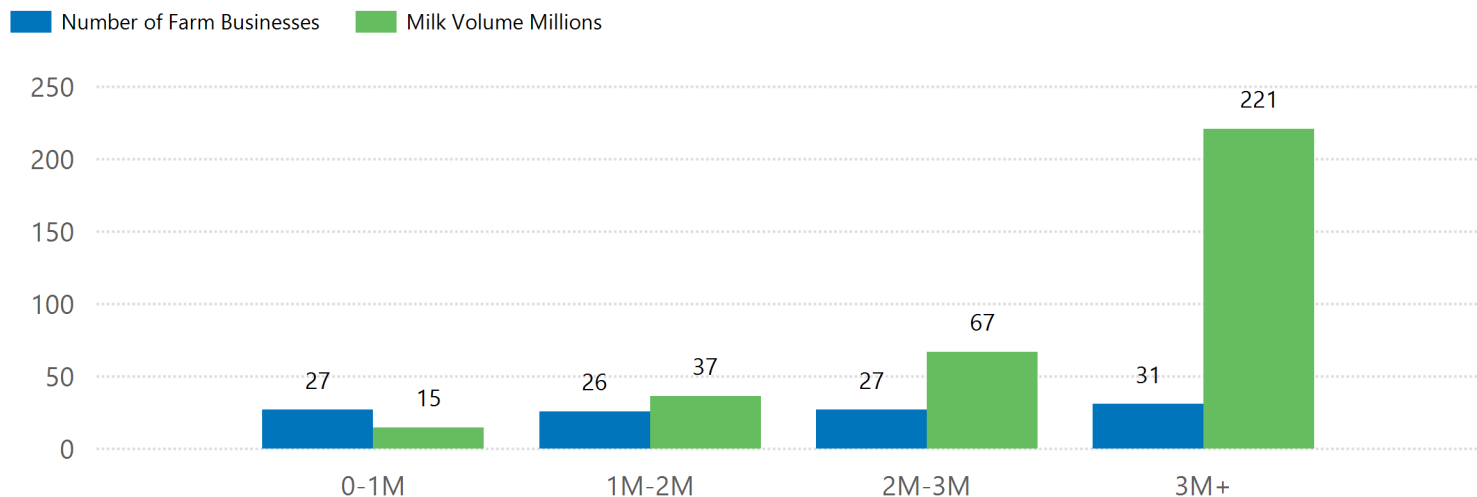
Production	Milk Volume Millions per Year				
	2020	2021	2022	2023	2024
0-.5M	185	174	175	163	138
.5M-1M	546	528	518	483	448
1M-2M	1,369	1,382	1,309	1,248	1,175
2M-3M	847	899	828	741	785
3M-5M	1,035	1,068	1,058	1,020	1,025
5M+	1,492	1,613	1,600	1,607	1,754
Total	5,474	5,663	5,489	5,261	5,324

Source: Levies Revenue Services

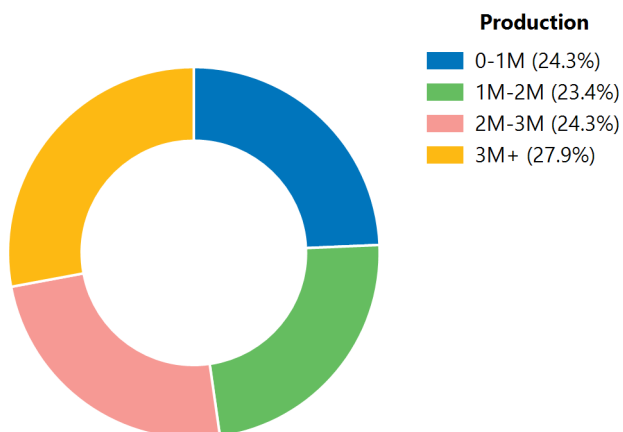
FARM BUSINESS PRODUCTION 2024

WA

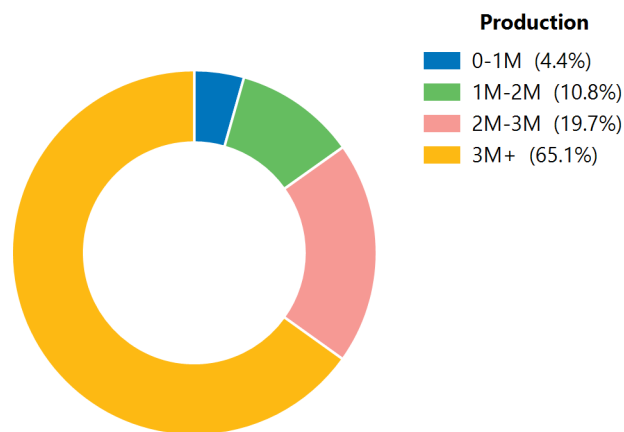
Numer of Farm Businesses/Milk Volume Millions by Production Range



Farm Business Makeup by Production Range



Volume Makeup by Production Range



Production	Number of Farm Businesses by Year				
	2020	2021	2022	2023	2024
0-1M	36	31	31	27	27
1M-2M	37	39	36	32	26
2M-3M	28	22	20	21	27
3M+	30	33	33	34	31
Total	131	125	120	114	111

Production	Milk Volume Millions per Year				
	2020	2021	2022	2023	2024
0-1M	21	18	18	16	15
1M-2M	53	57	52	46	37
2M-3M	69	56	50	52	67
3M+	210	218	215	222	221
Total	353	349	334	336	340



Dairy Australia Limited ABN 60 105 227 987
Level 3, HWT Tower
40 City Road, Southbank Vic 3006 Australia
T +61 3 9694 3777 F +61 3 9694 3701
E enquiries@dairyaustralia.com.au

Produced by Economics, Data and Insights
Source: Levies Revenue Services

For monthly reported milk production volumes please see Dairy Australia's national milk production report.



Disclaimer

The content of this publication is based on information available to Dairy Australia at the time of preparation. Dairy Australia does not guarantee that the content is free from errors or omissions and accepts no liability for your use of or reliance on this document. Furthermore, the information has not been prepared with your specific circumstances in mind and may not be current after the date of publication. Accordingly, you should always make your own enquiry and obtain professional advice before using or relying on the information provided in this publication.

© Dairy Australia Limited 2024. All rights reserved.