

Dairy Farm Monitor Project

2024-25 Victoria statewide performance

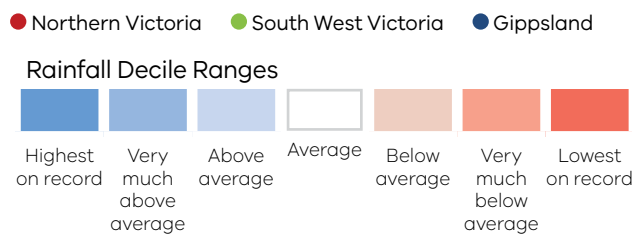
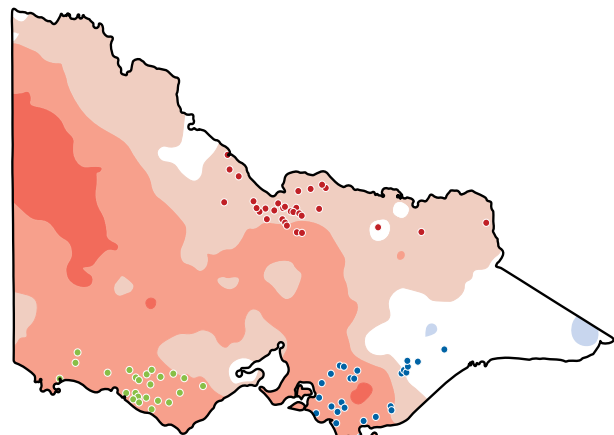


Dairying in Victoria

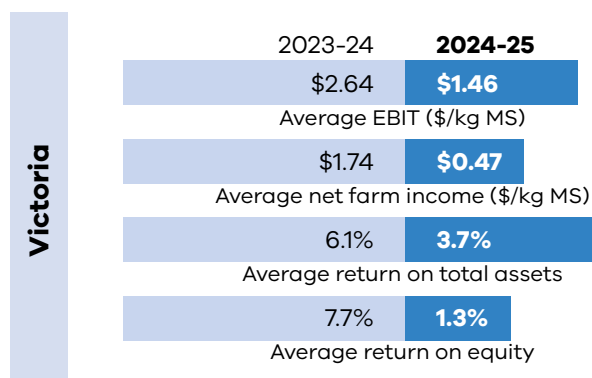


There were approximately **2,476** dairy farm businesses in Victoria that produced **5.27 billion litres** or **63.3%** of Australia's national milk production in 2024-25.

Dairy Farm Monitor Project farm locations and rainfall in 2024-25



In 2024-25, 86% of all Victorian participants had positive returns (69 out of 80)



In 2024-25 farm profitability for the state has been influenced by:



8% ↓ in average milk price to **\$8.86/kg MS**

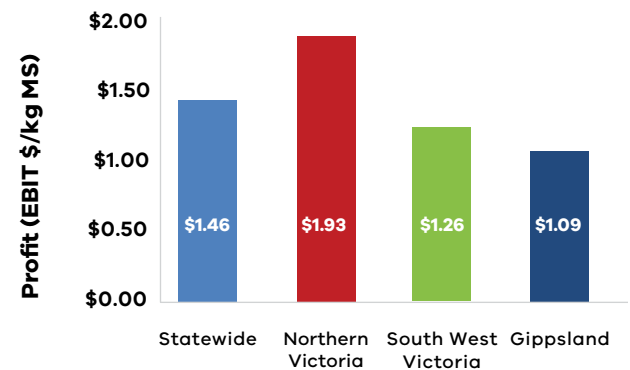
8% ↑ in feed costs to **\$4.57/kg MS**

6% ↑ in variable costs to **\$5.22/kg MS**

No change in overhead costs to **\$2.97/kg MS**

Profitability

The statewide average profit (earnings before interest and tax, EBIT) was \$1.46/kg MS in 2024-25, falling below the 19-year average profit, accounting for inflation. Northern Victoria recorded a lower profit than last year, while South West Victoria and Gippsland fell below their respective regional long-term average.



Greenhouse gas emissions

3,911 t CO ₂ -e/farm	2024-25 Greenhouse gas emissions	0.90 kg CO ₂ -e/kg FPCM
---------------------------------	---	------------------------------------

Future expectations 2025-26



Two-thirds of the farmers expect business returns to improve